

Healpha Web - Registration User Manual For Doctor

Healpha – Registration – Sign Up

Doctor ▾

Q Search Doctors & Book Appointment

For Doctor

[Login](#) | [Create Account](#)

For Person

[Login](#) | [Create Account](#)

Quick Search: [Pediatrics](#), [Obstetrics & Gynecology](#), [Cardiology](#), [ENT](#), [Dental](#), [More](#) ▾

Award Winning
affordable 14-day COVID
Home care

▶ Download Healpha App



Consult online from
anywhere, anytime

[Telemedicine](#)



Book appointment
through Audio / Video

[Covid Home Care](#)



Customized Health
Packages for your
employees

[Corporate / Community](#)



- Now click on Create Account for registration.

Healpha Doctor – Create Account

Create Account



Complete below details to Create account

Mr.

+91

Select User Type Practice Healpha Agent

By creating an account, I accept the [Terms Of Service](#)

Already have a doctor account? [Login Here](#)

We have sent an email/sms to please check your mail to activate account



- Enter the details of doctor
- Select the country code and Enter Mobile Number
- Create a password to login
- Select User Type
- Click on Create Account.
- Goto your Mail that you provided during the create of account and activate the account.

Healpha – Registration – User Validation

Dear [REDACTED]

Welcome to Healpha , We would appreciate your patronization and our system will walk you through the complete registration, click below button

[Complete Registration](#)

Incase of any issues pls reach to the below mentioned contact

Thank you

Team Healpha

care@healphi.com

Care : +91 6300283907

- Click on the link you received to your mail ID to complete the registration process.

Healpha – Registration – Demographic details - 1



Salutation*	First Name*	Middle Name	Last Name*
Mr	[REDACTED]		Vvw
Gender*	Date of Birth*	Address line 1	Address line 2
Country Code	Phone No*	Country Code	Emergency Contact no
+91	[REDACTED]	+91	
City*	Country*	State*	Pincode*
	Select Country		
Email*	User Type*	Your Micro Portal	
[REDACTED]	Practice		

Are you a doctor? [Click Here!](#)

- Click on SELECT to add Photo and Fill demographic details

Healpha – Registration – Demographic details - 2

Salutation*
Mr

First Name*
[Redacted]

Middle Name

Last Name*
Vvv

Gender*

Date of Birth*

Address line 1

Address line 2

Country Code
+91

Phone No*
[Redacted]

Country Code
+91

Emergency Contact no

City*

Country*
Select Country

State*
[Redacted]

Pincode*

Email*
[Redacted]

User Type*

Your Micro Portal

Practice

Are you a doctor? [Click Here!](#)

- Select icon has now become Change indicating that your photo has been added and you can change the photo by clicking on Change.

Healpha – Registration – Demographic details - 3



SELECT



Salutation*	First Name*	Middle Name	Last Name*
Mr	[REDACTED]		Vvv
Gender*	Date of Birth*	Address line 1	Address line 2
Male	01-Jan-1990	Kompally	Hyderabad
Country Code	Phone No*	Country Code	Emergency Contact no
+91	[REDACTED]	+91	
City*	Country*	State*	Pincode*
Hyderabad	India	Telangana	500055
Email*	User Type*	Your Micro Portal	
[REDACTED]	Practice		

Are you a doctor? [Click Here!](#)

GO BACK

SAVE

- After Capturing mandatory fields click on “Are you a doctor? Click Here.” for further steps.

Healpha – Registration – Professional Details - 1

EXPERIENCE

Organization Name From Till I currently work here.

EDUCATIONAL QUALIFICATION*

Degree College / University Year

Registration Number* **Year of Registration*** Registration / Medical Council

Upload Register Certificate:

Qualification Display

AWARDS AND RECOGNITIONS

Award / Recognition Awarded by Year

PUBLICATION

Publication Name Published By Year


- Now fill in all basic data:
 - Experience.
 - Educational Qualification.
 - Registration Details.
- Note: Select (+) symbol to add more details.



Healpha – Registration- Professional details - 2

EXPERIENCE

Organization Name	From dd----yyyy 	Till dd----yyyy 	<input type="checkbox"/> I currently work here.	
-------------------	--	--	---	---

EDUCATIONAL QUALIFICATION*

Degree	College / University	Year	
MD (Respiratory Medicine)	Telangana University	2004	

Registration Number*	Year of Registration*	Registration / Medical Council	Upload Register Certificate:
898990	2005	Medical Council Of India	 


Qualification Display


MD (Respiratory Medicine)

- Click on File Icon as shown to add copy of your certificate.

Healpha – Registration – Professional details - 3


EDUCATIONAL QUALIFICATION*

Degree	College / University	Year	
MD (Respiratory Medicine)	Telangana University	2004	

Registration Number* 898990 Year of Registration 2005 Upload Register Certificate: 




Qualification Display: MD (Respiratory Medicine)

File Added Successfully






- After adding the certificate, we can see that file added successfully.
- Click on OK.

EXPERIENCE

Organization Name _____ From dd----yyyy  Till dd----yyyy  I currently work here. 

EDUCATIONAL QUALIFICATION*

Degree	College / University	Year	
MD (Respiratory Medicine)	Telangana University	2004	

Registration Number* 898990 Year of Registration* 2005 Registration / Medical Council Medical Council Of India Upload Register Certificate:  

- You can see upload option now changed to PDF icon.
- Click on PDF icon to View Uploaded certification.

AWARDS AND RECOGNITIONS					
Award / Recognition	Awarded by	Year	2000	<input data-bbox="2249 265 2367 317" type="button" value="+"/>	
PUBLICATION					
Publication Name	Published By	Year	2000	<input data-bbox="2249 465 2367 516" type="button" value="+"/>	
RESEARCH					
Research Name	Research Along with	Research Publish in	Year	2000	<input data-bbox="2249 665 2367 716" type="button" value="+"/>
MEMBERSHIP					
Membership	From	Till	<input type="checkbox"/> Active	<input data-bbox="2249 865 2367 916" type="button" value="+"/>	
	dd----yyyy	dd----yyyy			


- You Can Also Add AWARDS AND RECOGNITIONS
- You Can Also Add PUBLICATION, RESEARCH and MEMBERSHIP

Healpha – Registration – Signature Upload

MEMBERSHIP

Membership From Till Active


PRACTICE DETAILS


S.no	Practice name	Branch Name	Specialization	Slot Time	Status	Edit
Brief						 <input type="button" value="UPLOAD SIGNATURE"/> <input type="button" value="Upload"/> <input type="button" value="GO BACK"/> <input type="button" value="SAVE"/>

- Click on Upload Signature.

Healpha – Registration – Signature Upload

PRACTICE DETAILS +

S.no	Practice name	Branch Name	Specialization	Slot Time	Status	Edit
Brief						

CHANGE 

GO BACK SAVE

- You can take a photo of your signature or if you have signature saved in picture format you can browse and add it.

Healpha – Registration – Signature Upload

The screenshot displays the registration interface with a modal dialog box in the center. The dialog box has a white background and a blue border, containing the text "Image Saved Successfully" and a blue "OK" button. The background interface is dimmed and shows sections for "MEMBERSHIP" and "PRACTICE DETAILS". The "MEMBERSHIP" section includes fields for "From" and "Till" (both in dd----yyyy format), a calendar icon, an "Active" checkbox, and a "+" button. The "PRACTICE DETAILS" section includes a table with columns for "S.no", "Practice name", "me", "Status", and "Edit", and a "+" button. Below the table, there is a "Brief" field and a signature upload area showing a handwritten signature. At the bottom of the signature area, there are "CHANGE" and "upload" buttons, and further down, "GO BACK" and "SAVE" buttons.

- You will get a success message.
- Click 'OK.'

Healpha – Registration – Practice Details - 1

MEMBERSHIP

Membership From Till Active

PRACTICE DETAILS

S.no	Practice name	Branch Name	Specialization	Slot Time	Status	Edit
						<input type="button" value="+"/>

- After Adding Educational, Experience and Registration Details.
- Click on (+) Sign to add Practice Details.

Healpha – Registration – Practice Details - 2

Add Practice

Practice Branch Specialization

Select all Corporate

General Emergency Review Telemedicine Covid Home care

General Emergency Review Telemedicine Covid Home care

100 200 300 400 500 600

- Select Practice, Branch and Specialization from the drop-down menu.
- Select your Consultation type.
 - General.
 - Emergency.
 - Review.
 - Telemedicine.
 - Covid
 - Home Care.
- Add cost per consultation type.

Healpha – Registration – Practice Details - 3

Add Practice

Practice: Branch: Specialization:

Select all Corporate

Emergency Telemedicine Home care review general

Emergency: 100 Telemedicine: 100 Home care: 500 review: general

Available	Start Timing	End Timing	Break-Duration
<input checked="" type="checkbox"/> All week	10:00 AM	6:00 PM	1:00 PM
<input checked="" type="checkbox"/> SUN	10:00 AM	6:00 PM	1:00 PM
<input checked="" type="checkbox"/> MON	10:00 AM	6:00 PM	1:00 PM
<input checked="" type="checkbox"/> TUE	10:00 AM	6:00 PM	1:00 PM
<input checked="" type="checkbox"/> WED	10:00 AM	6:00 PM	1:00 PM
<input checked="" type="checkbox"/> THU	10:00 AM	6:00 PM	1:00 PM
<input checked="" type="checkbox"/> FRI	10:00 AM	6:00 PM	1:00 PM
<input checked="" type="checkbox"/> SAT	10:00 AM	6:00 PM	1:00 PM

Slot Timing: Designation:

Regular Surgeon Speciality Panel doctor Anaesthetist Visiting Doctor External

Others Specify Here

* Healpha charges and terms & conditions [Click Here](#)

- Click on Add Timings.
- Enter the working days, hours, and break time (in railways format i.e., 00:01 hours to 24:00 hours).
- And Doctor Slot Time and Designation.
- Select doctor type.
- Click on Terms & Conditions
- Click on Add to save the doctor timings.

Healpha – Terms & Conditions for Online Appointments - 1

Doctor : Sravan DocThree | Branch : Sravan Hospitals one

Payable to Doctor	Rs: 87	INR
Home care consultation Fee	Rs: 500	Fixed
Healpha Home care Plan	Rs: 50	10%
GST On Healpha Home care Plan	Rs: 9	18%
Online Transaction Fee Including GST	Rs: 10	2%
Payable to Doctor	Rs: 431	INR

Commercial Terms

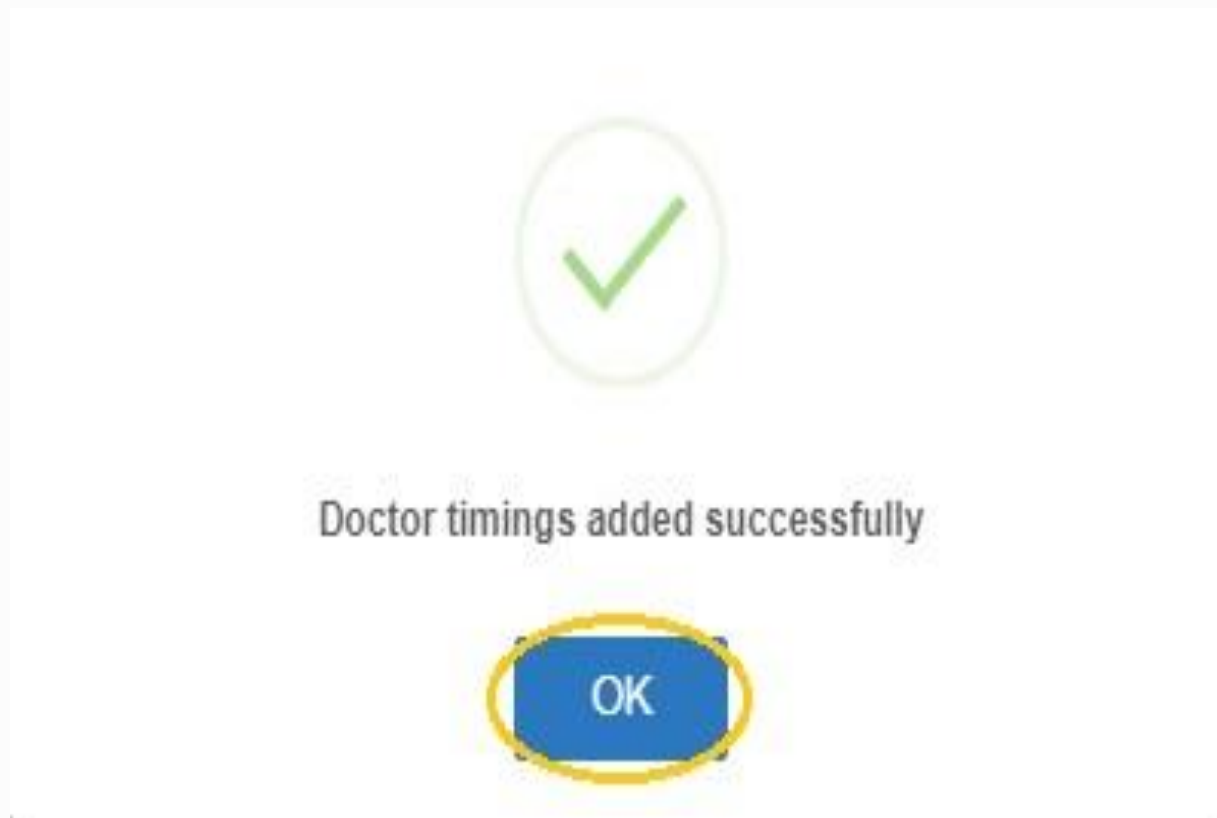
1. SMS pack of 2000 SMS will charged @ Rs. 500 + GST
2. Amount will be transferred in 7 working days post deduction of all applicable taxes including tax deducted/collected at source and withholding taxes and GST, if any as per the applicable laws
3. You agree to provide service to the patients at the time of appointment, in case you are unable to reach the patient, you shall make all efforts to fulfill the appointment at mutually convenient time within 24 hours. In case you are unable to service the patient and/or in case you cancel the appointment, cancellation fee 10% of the consultation charges will payable by you
4. The Company shall be entitled to set off any amounts payable by the Company to the Practitioner against any amounts that may be payable by the Practitioner to the Company

I accept the telemedicine charges and Terms & Conditions

ACCEPT **CANCEL**

- Go through the Healpha charges and terms & conditions.
- Click on I Accept.
- Click on Accept.

Healpha – Terms & Conditions for Online Appointments - 2



- After Adding the time slots click on add
- Now click on OK

Healpha – Registration – Complete Registration

PRACTICE DETAILS



S.no	Practice name	Branch Name	Specialization	Slot Time	Status	Edit
1	Sravan Hospitals	Sravan Hospitals	general_medicine	10	APPROVED	EDIT
2	PIMS HOSPITAL	PIMS HOSPITAL	psychiatry	5	APPROVED	EDIT

Brief

This is doctor
Hello



CHANGE



GO BACK

SAVE

- Click on 'Save' to complete the registration process.

Login and avail the patient centric platform



Consult via call, video or chat



IOT, AI, ML enabled prescription generation



Safe and secure platform for storing patient information



Excellent practice management solution

Healpha - Connected Healthcare Platform

Doctor Login

Enter below details to login with Healpha

stark@gmail.com

.....

[Forgot Password?](#)

By login, I accept the [Terms Of Service](#)

Login

Don't have an account? [Create Here](#)

- You will be directed to the login page.
- Once your ID gets activated, you can login using your Login and password.